



User Account confusions ✔



PostmanPuzzled
PostmanPuzzled



Joined : Jun 2016
Surrey
Posts : 79
Windows10
Local Time: 12:43
Thread Starter



My Computer

06 Sep 2021 at 14:14

#121

Tried downloading Reset_Reregister Windows 10 from your link. Windows Smart Screen came up with a "Don't run" menu. Clicked on "more info" and "Run anyway!" came up. I clicked on that and the resultant blackscreen was obscured by repeat of the first Windows 10 Smart Screen. I managed to bring up the black screen from behind it but it was a blank.

I got past the Microsoft block on the download from the Tutorial but after opening the zip file the black screen finished by denying access - this is the message:
Access denied - C:\WINDOWS\winsxs\pending.xml

I see on Chrome Searches a great many entries concerned with deleting pending xml files but am wary of deleting anything unless I am certain I should. Is there any way round this ?
If not I will just have to go ahead with Repair install and agree to downloading Windows updates and hope that will be ok.

Thank

Quote



Try3
Guru



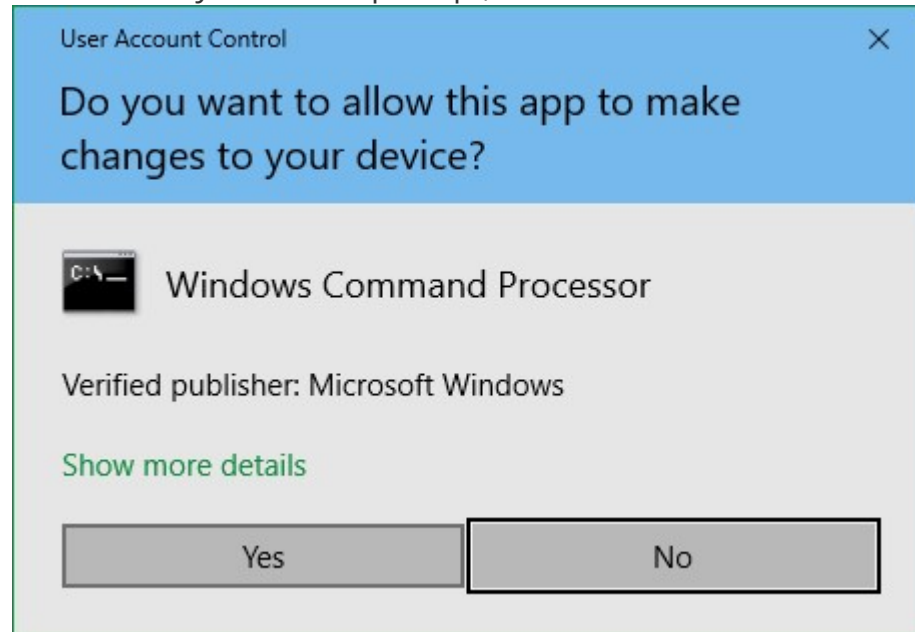
Joined : Apr 2015
Posts : 9,059
Windows 10 Home
x64 Version 21H1
Build 19043.1165
Local Time: 19:43



06 Sep 2021 at 14:27

#122

1 There should be a blank Command window for a moment or two,
2 followed by an Admin prompt,



3 followed by the original command window closing,
4 another opening - the script executes in that, you should see text in that new window, and finally
5 I says that you need to reboot to complete.

Your 'Access denied' comment makes me think that you are not getting through the Admin prompt.

I think you should try it again once before giving up.

Don' try to delete anything yourself. Either let the script do its deletion job or not.

In your next post, please say if the steps 1, 2, 3, 4, 5 happened.

Denis

Try*3 - a user

Dell Inspiron 7779 [17"], Chuwi Hi10 Pro [10"], HP Pavilion TP01-0026na desktop with Hanns.G HT225HPB external touchscreen monitor [22"];
Windows 10 Home x64; Office Pro 2007;
HP LaserJet M477fdw;
Tenda RX3 AX1800 WISP router;
Xiaomi Poco X3 Pro with Android 11 & MyPhoneExplorer

My Computer ▾



Edit Post | Quote



PostmanPuzzled
PostmanPuzzled



Joined : Jun 2016
Surrey
Posts : 79
Windows10
Local Time: 12:43
Thread Starter



06 Sep 2021 at 15:58

#123

User Account Confusions

I have unsubscribed from the Tutorial Reset Reregister Updates Windows 10 because it wastes people`s time carrying on duplicate conversations.

I think I managed to complete the process but am not certain how. I had downloaded several copies of the instructions in error and deleted them all to avoid confusion. Then I downloaded again. When I went back to Search to open Run and browse for the fresh download, the name of the file was already filled in so I just clicked ok and it ran. Sorry to be such a pain.

re Steps 1 2 3 4 5

1) I think the previously running batch file must still have been there. I did not see a blank Command

2) I had an admin prompt .

3) Don`t remember seeing the original command window closing but I was pretty confused so could have missed it even if it happened.

4) This was definitely there saying success

5) Instruction to restart the computer, press any key. was definitely there.

I pressed any key twice but nothing happened, so I restarted in the usual way from the Start /Power Buttons. I lost the thread and had to sign in again. So am not certain it has completed - is there any way we can tell ?

I think some of the problem is that I do not always give the computer chance to do anything before I carry on.

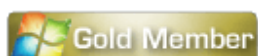
My Computer ▾

   Thank

Quote



Try3
Guru



Joined : Apr 2015

Posts : 9,059

Windows 10 Home
x64 Version 21H1
Build 19043.1165

Local Time: 19:43



06 Sep 2021 at 16:36

#124

PostmanPuzzled said: 

5) Instruction to restart the computer, press any key. was definitely there. I pressed any key twice but nothing happened, so I restarted in the usual way from the Start /Power Buttons. I lost the thread and had to sign in again. So am not certain it has completed - is there any way we can tell ?

That instruction to restart proves that it completed alright.

So now you are about the re-run the Repair install?

Best of luck,
Denis

Try*3 - a user

Dell Inspiron 7779 [17"], Chuwi Hi10 Pro [10"], HP Pavilion TP01-0026na desktop with Hanns.G HT225HPB external touchscreen monitor [22"];
Windows 10 Home x64; Office Pro 2007;
HP LaserJet M477fdw;
Tenda RX3 AX1800 WISP router;
Xiaomi Poco X3 Pro with Android 11 & MyPhoneExplorer

My Computer ▾

Edit Post | Quote

06 Sep 2021 at 19:04

#125



PostmanPuzzled
PostmanPuzzled

Member

Joined : Jun 2016
Surrey
Posts : 79
Windows10
Local Time: 12:43
Thread Starter




User Account Confusions

Certainly am ! First to uninstall Malwarebytes and disable Secure Boot. Then I am good to go.

Left starting until I could get a clear run,

DOWNLOADING ISO

I am confused by the Download Menus which suggest downloading twice which is fine but in between seems to suggest downloading and UPDATING Windows 10. I seem to remember being warned at some stage updating Windows could cause confusion. Should I ignore this Dialogue - menu - step and proceed straight to downloading from the Microsoft site ?

Also I need the mouse to work efficiently is it ok
a) to leave it in and/or
b) to remove it an put it back during the Repair install ?


The touch pad is unreliable and only seems to work intermittently,

Last edited by PostmanPuzzled; 1 Day Ago at 21:04. Reason: query re updating

My Computer

Thank



Quote



Try3
Guru

Gold Member
Guru
VIP Member

Joined : Apr 2015
Posts : 9,059
Windows 10 Home
x64 Version 21H1
Build 19043.1165
Local Time: 19:43

07 Sep 2021 at 09:36 #126

Leave the mouse on.

Which step of which tutorial is the rest of your post about?
- I thought you had decided to go for making an installation USB instead of just getting the ISO so you would be ready for both the Repair install & any necessary Clean install.
- I think you are using Option 1 of **Create Bootable USB Flash Drive to Install Windows 10 from - TenForumsTutorials**
- This takes you through every step of dealing with MS's website.

Denis


Try*3 - a user

Dell Inspiron 7779 [17"], Chuwi Hi10 Pro [10"], HP Pavilion TP01-0026na desktop with Hanns.G HT225HPB external touchscreen monitor [22"];
Windows 10 Home x64; Office Pro 2007;
HP LaserJet M477fdw;
Tenda RX3 AX1800 WISP router;
Xiaomi Poco X3 Pro with Android 11 & MyPhoneExplorer

My Computer

Warning icon

Edit Post Quote



PostmanPuzzled
PostmanPuzzled

Member

Joined : Jun 2016
Surrey

07 Sep 2021 at 10:07 #127


Sorry. I searched through the text of your messages for the link to Repair Install - missed the most recent one. I have `nt done anything yet so can start

OPTION 1 Create Bootable Installation USB.

Posts : 79
Windows10
Local Time: 12:43
Thread Starter




My Computer ▾

   Thank


 Quote

07 Sep 2021 at 10:15 #128





Try3
Guru

Gold Member
Guru ★★
VIP Member



Joined : Apr 2015
Posts : 9,059
Windows 10 Home
x64 Version 21H1
Build 19043.1165
Local Time: 19:43



PostmanPuzzled said: 

OPTION 1 Create Bootable Installation USB.



OK, so you can work through each individual step of that Option and, if you get stuck, post back with any questions & include the Step number.



Denis

Try*3 - a user


Dell Inspiron 7779 [17"], Chuwi Hi10 Pro [10"], HP Pavilion TP01-0026na desktop with Hanns.G HT225HPB external touchscreen monitor [22"];
Windows 10 Home x64; Office Pro 2007;
HP LaserJet M477fdw;
Tenda RX3 AX1800 WISP router;
Xiaomi Poco X3 Pro with Android 11 & MyPhoneExplorer

My Computer ▾

 Edit Post |  Quote


07 Sep 2021 at 11:04 #129



PostmanPuzzled
PostmanPuzzled

Member

Joined : Jun 2016
Surrey
Posts : 79
Windows10
Local Time: 12:43
Thread Starter







Repair install

I have an empty USB Flash Drive. When I right click on it I cannot see anything resembling the illustration in the tutorial. The drive was given the letter E a long time ago. I see no menu for source nor for setup.exe.


How can I find out the edition and build of the USB without these menus ?

My Computer ▾

   Thank

 Quote


07 Sep 2021 at 11:10 #130



Try3
Guru

Gold Member
 Guru ★★
 VIP Member

Joined : Apr 2015
 Posts : 9,059
 Windows 10 Home
 x64 Version 21H1
 Build 19043.1165
 Local Time: 19:43



Your post
Repair Install Windows 10 with an In-place Upgrade
 indicates that you are having problems making the installation USB.

What step in the tutorial have you reached?
 Option 1 of **Create Bootable USB Flash Drive to Install Windows 10 from - TenForumsTutorials**

Denis

Try*3 - a user

Dell Inspiron 7779 [17"], Chuwi Hi10 Pro [10"], HP Pavilion TP01-0026na desktop with Hanns.G HT225HPB external touchscreen monitor [22"];
 Windows 10 Home x64; Office Pro 2007;
 HP LaserJet M477fdw;
 Tenda RX3 AX1800 WISP router;
 Xiaomi Poco X3 Pro with Android 11 & MyPhoneExplorer

My Computer ▾



Edit Post | Quote

Reply to Thread Unsubscribe from this Thread

Page 13 of 15 First ... 3 11 12 **13** 14 15 Last

Quick Navigation User Accounts and Family Safety ▾ Top

Quick Reply

Post Quick Reply Go Advanced Cancel

Thread Information

There are currently 2 users browsing this thread. (2 members and 0 guests)

Try3, PostmanPuzzled

Related Discussions

User migrated. Temp account upon sign in. Where is my OG user account?
in User Accounts and Family Safety

Good day. I switched on my laptop. Signed in. As usual. Everything seemed fine. Except. Nothing was there. All my folders or files. Account is a temp. I made a new account and set as administrator. I deleted the temp.

User Profiles vs User Accounts - Phantom Account is Mucking Up Log-In
in User Accounts and Family Safety

Hello, I just upgraded a laptop to Windows 10. I wanted to get rid of the Admin Privileges dialogue boxes and questions - 1 account, always Admin, never prompted about it. I also wanted to get rid of all password prompts and lockscreens. ...

Is a standard user account necessary for tight security and home user?
in AntiVirus, Firewalls and System Security

Is a standard user account really necessary for tight security for the home user or will a well secured administrator account be sufficient?

Move/copy-paste User Account data & docs to New User account same sys
in User Accounts and Family Safety

Guys I have done this in the past but cannot recall how and don't want to botch. I had hoped Windows 10 corrected the "rename user account" function but nope. I renamed a User Account due to conflict on the LAN and sure enough, now I have two...

Deleting a user account leaves traces of that user behind in C:\users
in User Accounts and Family Safety

I noticed an annoying problem when deleting a user account from your PC. Basically Windows Store app got into a pickle on my main user account. I fixed it with a restore point. But it wasn't working on my wife and son's user accounts. As they...

Our Sites

Vista Forums
Eight Forums
Seven Forums
Eleven Forums
Windows Questions

Site Links

Contact Us
Network Status
Privacy and Cookies
Terms of service
Forum Rules

About Us

Windows 10 Forums is an independent web site and has not been authorized, sponsored, or otherwise approved by Microsoft Corporation. "Windows 10" and related materials are trademarks of Microsoft Corp.

© Designer Media Ltd
All times are GMT +1. The time now is 19:43.

Find Us



---- TF2020 [Green] ▾

